

TECHNICAL SHEET

FLECK
RESIDENTIAL
VALVE 5800



TECHNICAL SHEET

OUR WEBSITE



FLECK RESIDENTIAL VALVE 5800

TECHNICAL CHARACTERISTICS

- Excellent service rates (21 gpm or 4.8 m³/h continuous, 27 gpm or 6.1 m³/h peak) and backwash flow rate (17 gpm or 3.9 m³/h @ 1.8 bar psi ΔP)
- Fast positioning reversible 10.000 RPM 12 V DC drive motor
- Seal and spacer cartridge for easy servicing
- LCD – Backlit display that helps during low light conditions
- Precise positioning of the piston using optical sensor
- Three styles of electronic controllers to choose from: Storm, Typhoon and Hurricane
- Programming is stored in memory
- Filling of treated water for better regeneration efficiency and cleaner brine tank



OPTIONS

- Upflow or countercurrent regeneration
- Down flow or co-current regeneration
- Filter (standard upflow piston; down flow possible with the Typhoon & Hurricane controller).
- Metered- or time clock-initiated regeneration



OPERATING SPECIFICATIONS

VALVE SPECIFICATIONS

Valve material	Reinforced PPO (Polyphenylene oxide) glass fibre
Inlet/Outlet	0.75, 1 or 1.25"
Cycles	5 (to 7 according to settings)

FLOW RATE (3.5 BAR INLET) – VALVE ALONE

Continuous ($\Delta p = 1$ bar)	4.8 m ³ /h	21 gpm
Peak ($\Delta p = 1.8$ bar)	6.1 m ³ /h	27 gpm
Kv / Cv*	4.67	5.4
Max. backwash ($\Delta p = 1.8$ bar)	17 gpm	3.9 m ³ /h

* Cv: Flow rate of valve alone in gpm at 0.07 bar pressure drop.

REGENERATION

Down flow / Upflow	Storm, Typhoon & Hurricane
Adjustable cycles	Typhoon & Hurricane
Timer	Storm: minutes calculated Typhoon: 0 - 199 minutes per cycle Hurricane: 0 - 199 minutes per cycle

METER INFORMATION

Meter accuracy range	1 - 57 l/min \pm 5%
Meter capacity range (gal.)	Storm: volume calculated Typhoon: 1 - 999.900 Hurricane: 1 - 999.900

DIMENSIONS

Central tube	1.05" ext. dia., 26.7 mm
Cutting height of central tube	Bottle waves of \pm 5 mm
Injector brine system	Ext. dia. 1/2" DN 15 (15/21 mm)
Connection to drain	1650
Brine line	3/8"
Mounting base	2 1/2" - 8 NPSM
Height (from the cylinder thread)	9", 228 mm

TYPICAL APPLICATIONS

Water softener	6 - 16" \emptyset (limited by maximum injector size)
Filter	8 - 16" \emptyset (based on 10 gpm per sq. ft.)

* Valve delivered with an upflow piston, which will set the filter in upflow mode. Only Typhoon and Hurricane allow for a filter with a down flow piston.

ADDITIONAL INFORMATION

Electrical rating	12 V DC
Pressure	Hydrostatic: 300 psi, 20 bar Working: 20 - 125 psi, 1.4 - 8.6 bar
Temperature	34 - 110°F, 1 - 43°C

5800 FLECK VALVE CONTROLLERS

STORM/LXT CONTROLLER



BENEFITS AND FEATURES

- Easier to program, only 2-4 parameters to be programmed according to the application (filter or softener)
- LCD display with average size blue backlight
- Pre-programmed for the chronometer, volumetric or filter valve
- Suitable for filtration or softening systems

TYPHOON/SXT CONTROLLER



- Increased flexibility, regeneration of the settings phases
- Large LCD display with blue backlight
- Ability to change the programming: chronometric or volumetric version
- Suitable for filtration or softening systems

HURRICANE/XTR CONTROLLER













- Display on premium LCD touch screen
- Customisable programming
- Help / assistance screen with optional retailer contact information
- Easy programming with user-friendly interface
- Shutdown when system error alarm goes off

GUIDE TO CHANGE THE CONTROLLER

The technical guide for changing the controller deals with the terms and steps to move from one controller to another. The different tables show the valve elements to adapt to change the controller and thus move from one configuration to another.

TABLE OF CONTENT

1.	<p>STORM/LXT</p> 	→	<p>TYPHOON/SXT</p> 	OR	<p>HURRICANE/XTR</p> 	Pages 5-8
2.	<p>TYPHOON/SXT</p> 	OR	<p>HURRICANE/XTR</p> 	→	<p>STORM/LXT</p> 	Pages 9-12
3.	<p>TYPHOON/SXT</p> 	→	<p>HURRICANE/XTR</p> 			Pages 13-16
4.	<p>HURRICANE/XTR</p> 	→	<p>TYPHOON/SXT</p> 			Pages 17-20



CONTROLLER		SXT / XTR									
PISTON TYPE	APPLICATION	Down flow				Up flow					
		Softening		Filter		Softening		Filter			
		Chrono	Volumetric/Eco	Chrono	Volumetric/Eco	Chrono	Volumetric/Eco	Chrono	Volumetric/Eco		
LXT	Down flow	Softening	Chrono	Change controller**	Change controller** Add turbine	Change controller** Change BLFC & DLFC* Mixing***	Change controller** Add turbine Change BLFC & DLFC* Mixing***	Change controller** Change piston Move injector	Change controller** Change piston Add turbine Move injector	Change controller** Change piston Change BLFC & DLFC* Mixing***	Change controller** Change piston Add turbine Change BLFC & DLFC* Mixing***
		Softening	Volumetric/Eco	Change controller** Remove turbine	Change controller**	Change controller** Remove turbine Change BLFC & DLFC* Mixing***	Change controller** Change BLFC & DLFC* Mixing***	Change controller** Change piston Remove turbine Move injector	Change controller** Change piston Move injector	Change controller** Change piston Remove turbine Change BLFC & DLFC* Mixing***	Change controller** Change piston Change BLFC & DLFC* Mixing***
	Up flow	Softening	Chrono	Change controller** Change piston Replace injector	Change controller** Change piston Add turbine Replace injector	Change controller** Change piston Change BLFC & DLFC* Mixing***	Change controller** Change piston Add turbine Change BLFC & DLFC* Mixing***	Change controller**	Change controller** Add turbine	Change controller** Change BLFC & DLFC* Mixing***	Change controller** Add turbine Change BLFC & DLFC* Mixing***
		Softening	Volumetric/Eco	Change controller** Change piston Remove turbine Replace injector	Change controller** Change piston Replace injector	Change controller** Change piston Remove turbine Change BLFC & DLFC* Mixing***	Change controller** Change piston Change BLFC & DLFC* Mixing***	Change controller** Remove turbine	Change controller**	Change controller** Remove turbine Change BLFC & DLFC* Mixing***	Change controller** Change BLFC & DLFC* Mixing***
	Filter	Chrono	Change controller** Change piston Change BLFC & DLFC* Mixing*** Add injector	Change controller** Change piston Add turbine Change BLFC & DLFC* Mixing*** Add injector	Change controller**	Change controller** Add turbine	Change controller** Change BLFC & DLFC* Mixing*** Add injector	Change controller** Add turbine Change BLFC & DLFC* Mixing*** Add injector	Change controller**	Change controller**	Change controller** Add turbine
		Volumetric/Eco	Change controller** Change piston Remove turbine Change BLFC & DLFC* Mixing*** Add injector	Change controller** Change piston Change BLFC & DLFC* Mixing*** Add injector	Change controller** Remove turbine	Change controller**	Change controller** Remove turbine Change BLFC & DLFC* Mixing*** Add injector	Change controller** Change BLFC & DLFC* Mixing*** Add injector	Change controller** Remove turbine	Change controller**	

* To switch from filter mode to softening mode and vice versa, always adjust the size of DLFC depending on the media and the size of the cylinder

** Replace the LXT controller with the SXT / XTR controller

*** To switch from softening mode to filter mode, close the faucet or replace it with a cap. To switch from filter mode to softening mode, add, on top of the mixer, an external mixing or mixing with a yoke

N.B. Whatever the change, if you change the size of the cylinder with respect to the initial configuration, please adapt the injector, the DLFC and the BLFC.
N.B. When buying a Pentair valve in filter mode, it will always be delivered with a UF piston.

PARTS LIST

SPARE PART	REFERENCE	REFERENCE	QUANTITY PER BOX
Turbine	60626-01	Meter assy ¾" turbine SE / SXT	1
Upflow piston	BR61838	Piston assy, UF, 5800	1
Down flow piston	BR61837	Piston assy, DF, 5800	1
BLFC (filter softening)	26958	BLFC plug assy	10
BLFC (filter softening)	18332-0.12	BLFC assy 1600	10
BLFC (filter softening)	18332-0.25	BLFC assy 1600	10
BLFC (filter softening)	18332-0.50	BLFC assy 1600	10
BLFC (filter softening)	18332-1	BLFC assy 1600	10
Mixing	24509-01	Mixing assy resid	10
Plug	26021	Mixing brass plug assy	5
DLFC	24078-0.8	DLFC & hose barb bent 5800	10
DLFC	24078-1	DLFC & hose barb bent 5800	10
DLFC	24078-1.2	DLFC & hose barb bent 5800	10
DLFC	24078-1.5	DLFC & hose barb bent 5800	10
DLFC	24078-2	DLFC & hose barb bent 5800	10
DLFC	24078-2.4	DLFC & hose barb bent 5800	10
DLFC	24078-3	DLFC & hose barb bent 5800	10
DLFC	24078-3.5	DLFC & hose barb bent 5800	10
DLFC	24078-4	DLFC & hose barb bent 5800	10
DLFC	24078-5	DLFC & hose barb bent 5800	10
DLFC	24078-6	DLFC & hose barb bent 5800	10
DLFC	24078-7	DLFC & hose barb bent 5800	10
Yoke	24735	Yoke brass 1" BSP assy with mixing	24

PARTS LIST (CONTINUED)

SPARE PART	REFERENCE	DESCRIPTION	QUANTITY PER BOX
LXT controller	V580LC-001	5800/1600 Storm LXT 000/1.5/0.125	4
LXT controller	V580LC-002	5800/1600 Storm LXT UF 000/1.5/0.125	4
LXT controller	V580LC-003	5800 filter Storm LXT 7 gpm	4
LXT controller	V580LR-001	5800/1600 Storm LXT ¾" turbine 000/1.5/0.125	4
LXT controller	V580LR-002	5800/1600 Storm LXT UF ¾" turbine 000/1.5/0.125	4
SXT controller	V580SC-001	5800/1600 Typhoon SXT 1/1.5/0.25	4
SXT controller	V580SC-003	5800/1600 Typhoon SXT UF 00/1.2/0.125	4
SXT controller	V580SC-004	5800 Filter Typhoon SXT 7 gpm	4
SXT controller	V580SR-001	5800/1600 Typhoon SXT ¾" turbine 1/1.5/0.25	4
SXT controller	V580SR-002	5800/1600 Typhoon SXT ¾" turbine 0/1.2/0.25	4
SXT controller	V580SR-003	5800/1600 Typhoon SXT UF ¾" turbine 00/1.2/0.125	4
XTR controller	V580XC-001	5800/1600 Hurricane XTR 1/1.5/0.25	4
XTR controller	V580XC-003	5800 Filter Hurricane XTR 7 gpm	4
XTR controller	V580XR-001	5800/1600 Hurricane XTR ¾" turbine 1/1.5/0.25	4
XTR controller	V580XR-002	5800/1600 Hurricane XTR UF ¾" turbine 00/1.2/0.25	4
XTR controller	V580XR-003	5800/1600 Hurricane XTR UF ¾" turbine 000/2.4/0.125 Silver	4
Injector	18272-000	Injector assy, 1600, # 000, Brown	1
Injector	18272-00	Injector assy, 1600, # 00 Purple	1
Injector	18272-0	Injector assy, 1600, # 0, Red	1
Injector	18272-1	Injector assy, 1600, # 1, White	1
Injector	18272-2	Injector assy, 1600, # 2, Blue	1
Injector	18272-3	Injector assy, 1600, # 3, Yellow	1



OR



CONTROLLER		LXT							
PISTON TYPE	APPLICATION	Down flow			Upflow				
		Softening			Softening				
		TYPE OF REGEN.	Chrono	Volumetric / Eco	Chrono	Volumetric / Eco	Filter		
SXT / XTR	Down flow	Softening	Chrono	Change controller**	Change controller** Add turbine	Change controller** Change piston Move injector	Change controller** Change piston Add turbine Move injector	Change controller** Change piston Change BLFC & DLFC * Mixing ***	Change controller** Change piston Add turbine Change BLFC & DLFC * Mixing ***
			volumetric / Eco	Change controller** Remove turbine	Change controller**	Change controller** Change piston Remove turbine Move injector	Change controller** Change piston Move injector	Change controller** Change piston Remove turbine Change BLFC & DLFC * Mixing ***	Change controller** Change piston Change BLFC & DLFC * Mixing ***
		Filter	Chrono	Change controller** Change BLFC & DLFC * Mixing *** Add injector	Change controller** Remove turbine Change BLFC & DLFC * Mixing *** Add injector	Change controller** Change piston Change BLFC & DLFC * Mixing *** Add injector	Change controller** Change piston Remove turbine Change BLFC & DLFC * Mixing *** Add injector	Change controller**	Change controller** Remove turbine
			volumetric / Eco	Change controller** Add turbine Change BLFC & DLFC * Mixing *** Add injector	Change controller** Change BLFC & DLFC * Mixing *** Add injector	Change controller** Change piston Add turbine Change BLFC & DLFC * Mixing *** Add injector	Change controller** Change piston Change BLFC & DLFC * Mixing *** Add injector	Change controller** Add turbine	Change controller**
	Upflow	Softening	Chrono	Change controller** Change piston Move injector	Change controller** Change piston Add turbine Move injector	Change controller**	Change controller** Add turbine	Change controller** Change BLFC & DLFC * Mixing ***	Change controller** Add turbine Change BLFC & DLFC * Mixing ***
			volumetric / Eco	Change controller** Change piston Remove turbine Move injector	Change controller** Change piston Move injector	Change controller** Remove turbine	Change controller**	Change controller** Remove turbine Change BLFC & DLFC * Mixing ***	Change controller** Change BLFC & DLFC * Mixing ***
		Filter	Chrono	Change controller** Change piston Change BLFC & DLFC * Mixing *** Add injector	Change controller** Change piston Add turbine Change BLFC & DLFC * Mixing *** Add injector	Change controller** Change BLFC & DLFC * Mixing *** Add injector	Change controller** Add turbine Change BLFC & DLFC * Mixing *** Add injector	Change controller**	Change controller** Add turbine
			volumetric / Eco	Change controller** Change piston Remove turbine Change BLFC & DLFC * Mixing *** Add injector	Change controller** Change piston Change BLFC & DLFC * Mixing *** Add injector	Change controller** Remove turbine Change BLFC & DLFC Mixing *** Add injector	Change controller** Change BLFC & DLFC Mixing *** Add injector	Change controller** Remove turbine	Change controller**

* To switch from filter mode to softening mode and vice versa, always adjust the size of DLFC depending on the media and the size of the cylinder

** Replace the LXT controller with the SXT / XTR controller

*** To switch from softening mode to filter mode, close the faucet or replace it with a cap. To switch from filter mode to softening mode, add, on top of the mixer, an external mixing or mixing with a yoke

N.B. Whatever the change, if you change the size of the cylinder with respect to the initial configuration, please adapt the injector, the DLFC and the BLFC.

N.B. When buying a Pentair valve in filter mode, it will always be delivered with a UF piston.

PARTS LIST

SPARE PART	REFERENCE	REFERENCE	QUANTITY PER BOX
Turbine	60626-01	Meter assy ¾" turbine SE / SXT	1
Upflow piston	BR61838	Piston assy, UF, 5800	1
Down flow piston	BR61837	Piston assy, DF, 5800	1
BLFC (filter softening)	26958	BLFC plug assy	10
BLFC (filter softening)	18332-0.12	BLFC assy 1600	10
BLFC (filter softening)	18332-0.25	BLFC assy 1600	10
BLFC (filter softening)	18332-0.50	BLFC assy 1600	10
BLFC (filter softening)	18332-1	BLFC assy 1600	10
Mixing	24509-01	Mixing assy resid	10
Plug	26021	Mixing brass plug assy	5
DLFC	24078-0.8	DLFC & hose barb bent 5800	10
DLFC	24078-1	DLFC & hose barb bent 5800	10
DLFC	24078-1.2	DLFC & hose barb bent 5800	10
DLFC	24078-1.5	DLFC & hose barb bent 5800	10
DLFC	24078-2	DLFC & hose barb bent 5800	10
DLFC	24078-2.4	DLFC & hose barb bent 5800	10
DLFC	24078-3	DLFC & hose barb bent 5800	10
DLFC	24078-3.5	DLFC & hose barb bent 5800	10
DLFC	24078-4	DLFC & hose barb bent 5800	10
DLFC	24078-5	DLFC & hose barb bent 5800	10
DLFC	24078-6	DLFC & hose barb bent 5800	10
DLFC	24078-7	DLFC & hose barb bent 5800	10
Yoke	24735	Yoke brass 1" BSP assy with mixing	24

PARTS LIST (CONTINUED)

SPARE PART	REFERENCE	REFERENCE	QUANTITY PER BOX
LXT controller	V580LC-001	5800/1600 Storm LXT 000/1.5/0.125	4
LXT controller	V580LC-002	5800/1600 Storm LXT UF 000/1.5/0.125	4
LXT controller	V580LC-003	5800 filter Storm LXT 7 gpm	4
LXT controller	V580LR-001	5800/1600 Storm LXT ¾" turbine 000/1.5/0.125	4
LXT controller	V580LR-002	5800/1600 Storm LXT UF ¾" turbine 000/1.5/0.125	4
SXT controller	V580SC-001	5800/1600 Typhoon SXT 1/1.5/0.25	4
SXT controller	V580SC-003	5800/1600 Typhoon SXT UF 00/1.2/0.125	4
SXT controller	V580SC-004	5800 Filter Typhoon SXT 7 gpm	4
SXT controller	V580SR-001	5800/1600 Typhoon SXT ¾" turbine 1/1.5/0.25	4
SXT controller	V580SR-002	5800/1600 Typhoon SXT ¾" turbine 0/1.2/0.25	4
SXT controller	V580SR-003	5800/1600 Typhoon SXT UF ¾" turbine 00/1.2/0.125	4
XTR controller	V580XC-001	5800/1600 Hurricane XTR 1/1.5/0.25	4
XTR controller	V580XC-003	5800 Filter Hurricane XTR 7 gpm	4
XTR controller	V580XR-001	5800/1600 Hurricane XTR ¾" turbine 1/1.5/0.25	4
XTR controller	V580XR-002	5800/1600 Hurricane XTR UF ¾" turbine 00/1.2/0.25	4
XTR controller	V580XR-003	5800/1600 Hurricane XTR UF ¾" turbine 000/2.4/0.125 Silver	4
Injector	18272-000	Injector assy, 1600, # 000, Brown	1
Injector	18272-00	Injector assy, 1600, # 00 Purple	1
Injector	18272-0	Injector assy, 1600, # 0, Red	1
Injector	18272-1	Injector assy, 1600, # 1, White	1
Injector	18272-2	Injector assy, 1600, # 2, Blue	1
Injector	18272-3	Injector assy, 1600, # 3, Yellow	1

TYPHOON/SXT



HURRICANE/XTR



CONTROLLER		XTR									
PSITON TYPE	APPLICATION	Down flow				Upflow					
		Softening		Filter		Softening		Filter			
		Chrono	Volumetric / Eco	Chrono	Volumetric / Eco	Chrono	Volumetric / Eco	Chrono	Volumetric / Eco		
SXT	Down flow	Softening	Chrono	Change controller** Change controller** Add turbine	Change controller** Change BLFC & DLFC * Mixing**	Change controller** Add turbine Change BLFC & DLFC * Mixing***	Change controller** Change piston Move injector	Change controller** Change piston Add turbine Move injector	Change controller** Change piston Change BLFC & DLFC * Mixing***	Change controller** Change piston Add turbine Change BLFC & DLFC * Mixing***	
			volumetric / Eco	Change controller** Remove turbine	Change controller**	Change controller** Remove turbine Change BLFC & DLFC * Mixing***	Change controller** Change BLFC & DLFC * Mixing***	Change controller** Change piston Remove turbine Move injector	Change controller** Change piston Move injector	Change controller** Change piston Remove turbine Change BLFC & DLFC * Mixing***	Change controller** Change piston Change BLFC & DLFC * Mixing***
		Filter	Chrono	Change controller** Change BLFC & DLFC * Mixing*** Add injector	Change controller** Remove turbine Change BLFC & DLFC * Mixing*** Add injector	Change controller**	Change controller** Add turbine	Change controller** Change piston Change BLFC & DLFC * Mixing*** Add injector	Change controller** Change piston Remove turbine Change BLFC & DLFC * Mixing*** Add injector	Change controller**	Change controller** Remove turbine
			volumetric / Eco	Change controller** Add turbine Change BLFC & DLFC * Mixing*** Add injector	Change controller** Change BLFC & DLFC * Mixing*** Add injector	Change controller** Remove turbine	Change controller**	Change controller** Change piston Add turbine Change BLFC & DLFC * Mixing*** Add injector	Change controller** Change piston Change BLFC & DLFC * Mixing*** Add injector	Change controller** Add turbine	Change controller**
	Upflow	Softening	Chrono	Change controller** Change piston Move injector	Change controller** Change piston Add turbine Move injector	Change controller** Change piston Change BLFC & DLFC * Mixing***	Change controller** Change piston Remove turbine Change BLFC & DLFC * Mixing***	Change controller**	Change controller** Add turbine	Change controller** Change BLFC & DLFC * Mixing***	Change controller** Add turbine Change BLFC & DLFC * Mixing***
			volumetric / Eco	Change controller** Change piston Remove turbine Move injector	Change controller** Change piston Move injector	Change controller** Change piston Add turbine Change BLFC & DLFC * Mixing***	Change controller** Change piston Change BLFC & DLFC * Mixing***	Change controller** Remove turbine	Change controller**	Change controller** Remove turbine Change BLFC & DLFC * Mixing***	Change controller** Change BLFC & DLFC * Mixing***
		Filter	Chrono	Change controller** Change piston Change BLFC & DLFC * Mixing*** Add injector	Change controller** Change piston Add turbine Change BLFC & DLFC * Mixing*** Add injector	Change controller** Change piston	Change controller** Change piston Remove turbine	Change controller** Change BLFC & DLFC * Mixing*** Add injector	Change controller** Add turbine Change BLFC & DLFC * Mixing*** Add injector	Change controller**	Change controller** Add turbine
			volumetric / Eco	Change controller** Change piston Remove turbine Change BLFC & DLFC * Mixing*** Add injector	Change controller** Change piston Change BLFC & DLFC * Mixing*** Add injector	Change controller** Change piston Remove turbine	Change controller** Change piston	Change controller** Remove turbine Change BLFC & DLFC * Mixing*** Add injector	Change controller** Change BLFC & DLFC * Mixing*** Add injector	Change controller** Remove turbine	Change controller**

* To switch from filter mode to softening mode and vice versa, always adjust the size of DLFC depending on the media and the size of the cylinder

** Replace the LXT controller with the SXT / XTR controller

*** To switch from softening mode to filter mode, close the faucet or replace it with a cap. To switch from filter mode to softening mode, add, on top of the mixer, an external mixing or mixing with a yoke

N.B. Sea cual sea la modificación, si cambia el tamaño de la botella respecto a la configuración inicial, tendrá que adaptar el eyector, el DLFC y el BLFC.

N.B. Cuando compra una válvula Pentair en modo de filtración, siempre se le entregará con un pistón UF.

PARTS LIST

SPARE PART	REFERENCE	REFERENCE	QUANTITY PER BOX
Turbine	60626-01	Meter assy ¾" turbine SE / SXT	1
Upflow piston	BR61838	Piston assy, UF, 5800	1
Down flow piston	BR61837	Piston assy, DF, 5800	1
BLFC (filter softening)	26958	BLFC plug assy	10
BLFC (filter softening)	18332-0.12	BLFC assy 1600	10
BLFC (filter softening)	18332-0.25	BLFC assy 1600	10
BLFC (filter softening)	18332-0.50	BLFC assy 1600	10
BLFC (filter softening)	18332-1	BLFC assy 1600	10
Mixing	24509-01	Mixing assy resid	10
Plug	26021	Mixing brass plug assy	5
DLFC	24078-0.8	DLFC & hose barb bent 5800	10
DLFC	24078-1	DLFC & hose barb bent 5800	10
DLFC	24078-1.2	DLFC & hose barb bent 5800	10
DLFC	24078-1.5	DLFC & hose barb bent 5800	10
DLFC	24078-2	DLFC & hose barb bent 5800	10
DLFC	24078-2.4	DLFC & hose barb bent 5800	10
DLFC	24078-3	DLFC & hose barb bent 5800	10
DLFC	24078-3.5	DLFC & hose barb bent 5800	10
DLFC	24078-4	DLFC & hose barb bent 5800	10
DLFC	24078-5	DLFC & hose barb bent 5800	10
DLFC	24078-6	DLFC & hose barb bent 5800	10
DLFC	24078-7	DLFC & hose barb bent 5800	10
Yoke	24735	Yoke brass 1" BSP assy with mixing	24

PARTS LIST (CONTINUED)

SPARE PART	REFERENCE	REFERENCE	QUANTITY PER BOX
LXT controller	V580LC-001	5800/1600 Storm LXT 000/1.5/0.125	4
LXT controller	V580LC-002	5800/1600 Storm LXT UF 000/1.5/0.125	4
LXT controller	V580LC-003	5800 filter Storm LXT 7 gpm	1
LXT controller	V580LR-001	5800/1600 Storm LXT ¾" turbine 000/1.5/0.125	4
LXT controller	V580LR-002	5800/1600 Storm LXT UF ¾" turbine 000/1.5/0.125	4
SXT controller	V580SC-001	5800/1600 Typhoon SXT 1/1.5/0.25	4
SXT controller	V580SC-003	5800/1600 Typhoon SXT UF 00/1.2/0.125	4
SXT controller	V580SC-004	5800 Filter Typhoon SXT 7 gpm	4
SXT controller	V580SR-001	5800/1600 Typhoon SXT ¾" turbine 1/1.5/0.25	4
SXT controller	V580SR-002	5800/1600 Typhoon SXT ¾" turbine 0/1.2/0.25	4
SXT controller	V580SR-003	5800/1600 Typhoon SXT UF ¾" turbine 00/1.2/0.125	4
XTR controller	V580XC-001	5800/1600 Hurricane XTR 1/1.5/0.25	4
XTR controller	V580XC-003	5800 Filter Hurricane XTR 7 gpm	4
XTR controller	V580XR-001	5800/1600 Hurricane XTR ¾" turbine 1/1.5/0.25	4
XTR controller	V580XR-002	5800/1600 Hurricane XTR UF ¾" turbine 00/1.2/0.25	4
XTR controller	V580XR-003	5800/1600 Hurricane XTR UF ¾" turbine 000/2.4/0.125 Silver	4
Injector	18272-000	Injector assy, 1600, # 000, Brown	1
Injector	18272-00	Injector assy, 1600, # 00 Purple	1
Injector	18272-0	Injector assy, 1600, # 0, Red	1
Injector	18272-1	Injector assy, 1600, # 1, White	1
Injector	18272-2	Injector assy, 1600, # 2, Blue	1
Injector	18272-3	Injector assy, 1600, # 3, Yellow	1



CONTROLLER		SXT									
PISTON TYPE	APPLICATION	Down flow				Upflow					
		Softening		Filter		Softening		Filter			
		Chrono	Volumetric / Eco	Chrono	Volumetric / Eco	Chrono	Volumetric / Eco	Chrono	Volumetric / Eco		
XTR	Down flow	Softening	Chrono	Change controller** Change controller** Add turbine	Change controller** Change BLFC & DLFC * Mixing**	Change controller** Add turbine Change BLFC & DLFC * Mixing***	Change controller** Change piston Change piston Move injector	Change controller** Change piston Add turbine Move injector	Change controller** Change piston Change BLFC & DLFC * Mixing***	Change controller** Change piston Add turbine Mixing***	
			volumetric / Eco	Change controller** Remove turbine	Change controller**	Change controller** Remove turbine Change BLFC & DLFC * Mixing***	Change controller** Change BLFC & DLFC * Mixing***	Change controller** Change piston Remove turbine Move injector	Change controller** Change piston Move injector	Change controller** Change piston Remove turbine Change BLFC & DLFC * Mixing***	Change controller** Change piston Change BLFC & DLFC * Mixing***
		Filter	Chrono	Change controller** Change BLFC & DLFC * Mixing*** Add injector	Change controller** Remove turbine Change BLFC & DLFC * Mixing*** Add injector	Change controller**	Change controller** Add turbine	Change controller** Change piston Change BLFC & DLFC * Mixing*** Add injector	Change controller** Change piston Remove turbine Change BLFC & DLFC * Mixing*** Add injector	Change controller**	Change controller** Remove turbine
			volumetric / Eco	Change controller** Add turbine Change BLFC & DLFC * Mixing*** Add injector	Change controller** Change BLFC & DLFC * Mixing*** Add injector	Change controller** Remove turbine	Change controller**	Change controller** Change piston Add turbine Change BLFC & DLFC * Mixing*** Add injector	Change controller** Change piston Change BLFC & DLFC * Mixing*** Add injector	Change controller** Add turbine	Change controller**
	Upflow	Softening	Chrono	Change controller** Change piston Move injector	Change controller** Change piston Add turbine Move injector	Change controller** Change piston Change BLFC & DLFC * Mixing***	Change controller** Change piston Remove turbine Change BLFC & DLFC * Mixing***	Change controller**	Change controller** Add turbine	Change controller** Change BLFC & DLFC * Mixing***	Change controller** Add turbine Change BLFC & DLFC * Mixing***
			volumetric / Eco	Change controller** Change piston Remove turbine Move injector	Change controller** Change piston Move injector	Change controller** Change piston Add turbine Change BLFC & DLFC * Mixing***	Change controller** Change piston Change BLFC & DLFC * Mixing***	Change controller** Remove turbine	Change controller**	Change controller** Remove turbine Change BLFC & DLFC * Mixing***	Change controller** Change BLFC & DLFC * Mixing***
		Filter	Chrono	Change controller** Change piston Change BLFC & DLFC * Mixing*** Add injector	Change controller** Change piston Add turbine Change BLFC & DLFC * Mixing*** Add injector	Change controller** Change piston	Change controller** Change piston Remove turbine	Change controller** Change BLFC & DLFC * Mixing*** Add injector	Change controller** Add turbine Change BLFC & DLFC * Mixing*** Add injector	Change controller**	Change controller** Add turbine
			volumetric / Eco	Change controller** Change piston Remove turbine Change BLFC & DLFC * Mixing*** Add injector	Change controller** Change piston Change BLFC & DLFC * Mixing*** Add injector	Change controller** Change piston Remove turbine	Change controller** Change piston	Change controller** Remove turbine Change BLFC & DLFC * Mixing*** Add injector	Change controller** Change BLFC & DLFC * Mixing*** Add injector	Change controller** Remove turbine	Change controller**

* To switch from filter mode to softening mode and vice versa, always adjust the size of DLFC depending on the media and the size of the cylinder

** Replace the LXT controller with the SXT / XTR controller

*** To switch from softening mode to filter mode, close the faucet or replace it with a cap. To switch from filter mode to softening mode, add, on top of the mixer, an external mixing or mixing with a yoke

N.B. Whatever the change, if you change the size of the cylinder with respect to the initial configuration, please adapt the injector, the DLFC and the BLFC.
N.B. When buying a Pentair valve in filter mode, it will always be delivered with a UF piston.

PARTS LIST

SPARE PART	REFERENCE	REFERENCE	QUANTITY PER BOX
Turbine	60626-01	Meter assy ¾" turbine SE / SXT	1
Upflow piston	BR61838	Piston assy, UF, 5800	1
Down flow piston	BR61837	Piston assy, DF, 5800	1
BLFC (filter softening)	26958	BLFC plug assy	10
BLFC (filter softening)	18332-0.12	BLFC assy 1600	10
BLFC (filter softening)	18332-0.25	BLFC assy 1600	10
BLFC (filter softening)	18332-0.50	BLFC assy 1600	10
BLFC (filter softening)	18332-1	BLFC assy 1600	10
Mixing	24509-01	Mixing assy resid	10
Plug	26021	Mixing brass plug assy	5
DLFC	24078-0.8	DLFC & hose barb bent 5800	10
DLFC	24078-1	DLFC & hose barb bent 5800	10
DLFC	24078-1.2	DLFC & hose barb bent 5800	10
DLFC	24078-1.5	DLFC & hose barb bent 5800	10
DLFC	24078-2	DLFC & hose barb bent 5800	10
DLFC	24078-2.4	DLFC & hose barb bent 5800	10
DLFC	24078-3	DLFC & hose barb bent 5800	10
DLFC	24078-3.5	DLFC & hose barb bent 5800	10
DLFC	24078-4	DLFC & hose barb bent 5800	10
DLFC	24078-5	DLFC & hose barb bent 5800	10
DLFC	24078-6	DLFC & hose barb bent 5800	10
DLFC	24078-7	DLFC & hose barb bent 5800	10
Yoke	24735	Yoke brass 1" BSP assy with mixing	24

PARTS LIST (CONTINUED)

SPARE PART	REFERENCE	REFERENCE	QUANTITY PER BOX
LXT controller	V580LC-001	5800/1600 Storm LXT 000/1.5/0.125	4
LXT controller	V580LC-002	5800/1600 Storm LXT UF 000/1.5/0.125	4
LXT controller	V580LC-003	5800 filter Storm LXT 7 gpm	4
LXT controller	V580LR-001	5800/1600 Storm LXT ¾" turbine 000/1.5/0.125	4
LXT controller	V580LR-002	5800/1600 Storm LXT UF ¾" turbine 000/1.5/0.125	4
SXT controller	V580SC-001	5800/1600 Typhoon SXT 1/1.5/0.25	4
SXT controller	V580SC-003	5800/1600 Typhoon SXT UF 00/1.2/0.125	4
SXT controller	V580SC-004	5800 Filter Typhoon SXT 7 gpm	4
SXT controller	V580SR-001	5800/1600 Typhoon SXT ¾" turbine 1/1.5/0.25	4
SXT controller	V580SR-002	5800/1600 Typhoon SXT ¾" turbine 0/1.2/0.25	4
SXT controller	V580SR-003	5800/1600 Typhoon SXT UF ¾" turbine 00/1.2/0.125	4
XTR controller	V580XC-001	5800/1600 Hurricane XTR 1/1.5/0.25	4
XTR controller	V580XC-003	5800 Filter Hurricane XTR 7 gpm	4
XTR controller	V580XR-001	5800/1600 Hurricane XTR ¾" turbine 1/1.5/0.25	4
XTR controller	V580XR-002	5800/1600 Hurricane XTR UF ¾" turbine 00/1.2/0.25	4
XTR controller	V580XR-003	5800/1600 Hurricane XTR UF ¾" turbine 000/2.4/0.125 Silver	4
Injector	18272-000	Injector assy, 1600, # 000, Brown	1
Injector	18272-00	Injector assy, 1600, # 00 Purple	1
Injector	18272-0	Injector assy, 1600, # 0, Red	1
Injector	18272-1	Injector assy, 1600, # 1, White	1
Injector	18272-2	Injector assy, 1600, # 2, Blue	1
Injector	18272-3	Injector assy, 1600, # 3, Yellow	1

www.pentairaquaeurope.com